

104078-9 ✓ ACTIVE

AMPMODU | AMPMODU System 50

TE Internal #: 104078-9

PCB Mount Receptacle, Vertical, Board-to-Board, 24 Position, 1.27 mm [.05 in] Centerline, Gold, Through Hole - Solder, Signal, AMPMODU System 50

[View on TE.com >](#)



Connectors > PCB Connectors > PCB Headers & Receptacles



PCB Connector Assembly Type: **PCB Mount Receptacle**

PCB Mount Orientation: **Vertical**

Connector System: **Board-to-Board**

Number of Positions: **24**

Number of Rows: **2**

Features

Product Type Features

PCB Connector Assembly Type	PCB Mount Receptacle
Connector System	Board-to-Board
Sealable	No
Connector & Contact Terminates To	Printed Circuit Board

Configuration Features

PCB Mount Orientation	Vertical
Number of Positions	24
Number of Rows	2
Board-to-Board Configuration	Parallel

Electrical Characteristics

Insulation Resistance	5000 MΩ
Operating Voltage	30 VAC

Body Features

Primary Product Color	Black
-----------------------	-------

Contact Features

Mating Square Post Dimension	.38 mm[.015 in]
	150 μin
PCB Contact Termination Area Plating Material	Tin-Lead



Contact Base Material	Copper Alloy
Contact Mating Area Plating Material	Gold
Contact Mating Area Plating Material Thickness	.762 μm[30 μin]
Contact Type	Socket
Contact Current Rating (Max)	4 A

Termination Features

Rectangular Termination Post & Tail Thickness	4 mm[.016 in]
Rectangular Termination Post & Tail Width	.2 mm[.008 in]
Termination Post & Tail Length	2.54 mm[.1 in]
Termination Method to Printed Circuit Board	Through Hole - Solder

Mechanical Attachment

PCB Mount Retention Type	Hold-Down Post
Mating Alignment	Without
PCB Mount Retention	With
PCB Mount Alignment	Without
Connector Mounting Type	Board Mount

Housing Features

Centerline (Pitch)	1.27 mm[.05 in]
Housing Material	Thermoplastic

Dimensions

Connector Length	8.89 mm[.35 in]
Connector Height	8.89 mm[.35 in]
Row-to-Row Spacing	2.54 mm[.1 in]
PCB Thickness (Recommended)	1.57 mm[.062 in]

Usage Conditions

Housing Temperature Rating	High
Operating Temperature Range	-65 – 105 °C[-85 – 221 °F]

Operation/Application

Solder Process Feature	Board Standoff
Circuit Application	Signal

Industry Standards

Approved Standards	CSA LR7189, UL E28476
--------------------	-----------------------



UL Flammability Rating

UL 94V-0

Packaging Features

Packaging Reel Diameter

32 mm

Packaging Quantity

32

Packaging Type

Box, Tube

Product Compliance

For compliance documentation, visit the product page on [TE.com](https://www.te.com)>

EU RoHS Directive 2011/65/EU

Not Compliant

EU ELV Directive 2000/53/EC

Compliant with Exemptions

China RoHS 2 Directive MIIT Order No 32, 2016

Restricted Materials Above Threshold

EU REACH Regulation (EC) No. 1907/2006

Current ECHA Candidate List: JUNE 2022 (224)

Candidate List Declared Against: JUNE 2022 (224)

SVHC > Threshold:

Pb (13% in Component Part)

Article Safe Usage Statements:

Do not eat, drink or smoke when using this product. Wash thoroughly after handling. Recycle if possible and dispose of the article by following all applicable governmental regulations relevant to your geographic location.

Halogen Content

Low Halogen - Br, Cl, F, I < 900 ppm per homogenous material. Also BFR/CFR/PVC Free

Solder Process Capability

Wave solder capable to 260°C


Product Compliance Disclaimer

This information is provided based on reasonable inquiry of our suppliers and represents our current actual knowledge based on the information they provided. This information is subject to change. The part numbers that TE has identified as EU RoHS compliant have a maximum concentration of 0.1% by weight in homogenous materials for lead, hexavalent chromium, mercury, PBB, PBDE, DBP, BBP, DEHP, DIBP, and 0.01% for cadmium, or qualify for an exemption to these limits as defined in the Annexes of Directive 2011/65/EU (RoHS2). Finished electrical and electronic equipment products will be CE marked as required by Directive 2011/65/EU. Components may not be CE marked. Additionally, the part numbers that TE has identified as EU ELV compliant have a maximum concentration of 0.1% by weight in homogenous materials for lead, hexavalent chromium, and mercury, and 0.01% for cadmium, or qualify for an exemption to these limits as defined in the Annexes of Directive 2000/53/EC (ELV). Regarding the REACH Regulation, the information TE provides on SVHC in articles for this part number is based on the latest European Chemicals Agency (ECHA) 'Guidance on requirements for substances in articles' posted at this URL: <https://echa.europa.eu/guidance-documents/guidance-on-reach>

Compatible Parts



TE Part # 1-104068-1
24 SYSTEM 50 HDR DRST SHRD




TE Part # 104549-3
24 SYS50 SURFMNT HDR DRST SHRD




TE Part # 1-104069-2
24 SYSTEM 50 HDR DRRA SHRD




TE Part # 1-104477-0
24 SYSTEM 50 HDR DRRA SHRD




TE Part # 1-104666-0
24 SYSTEM 50 VERT SHRD HDR



TE Part # 103916-7
24 SYSTEM 50 HDR DRST UNSHRD




TE Part # 104118-8
24 SYSTEM 50 HDR DRRA UNSHRD



TE Part # 147377-9
24 SYS50 SMT HDR DR SHD W/O HD

Also in the Series | AMPMODU System 50



PCB Headers & Receptacles(1014)

Documents

Product Drawings

24 SYSTEM 50 RCPT ASSY DRST

English

CAD Files

3D PDF

3D

Customer View Model

[ENG_CVM_CVM_104078-9_AA.2d_dxf.zip](#)

English

Customer View Model

[ENG_CVM_CVM_104078-9_AA.3d_igs.zip](#)

English

Customer View Model

[ENG_CVM_CVM_104078-9_AA.3d_stp.zip](#)

English



By downloading the CAD file I accept and agree to the [Terms and Conditions](#) of use.

Product Specifications

Application Specification

English

Product Environmental Compliance

TE Material Declaration

English